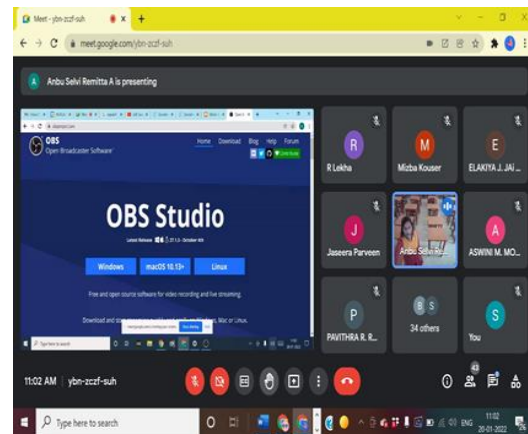
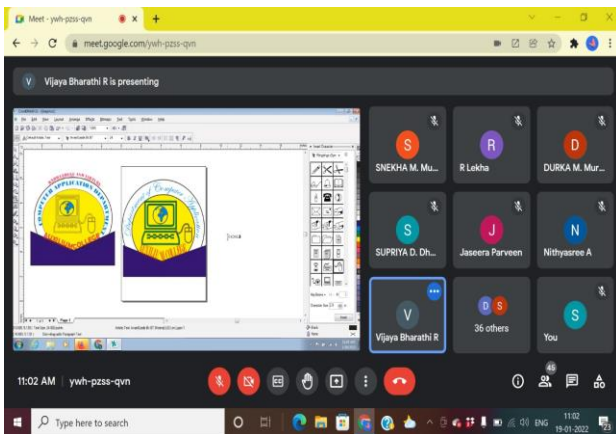
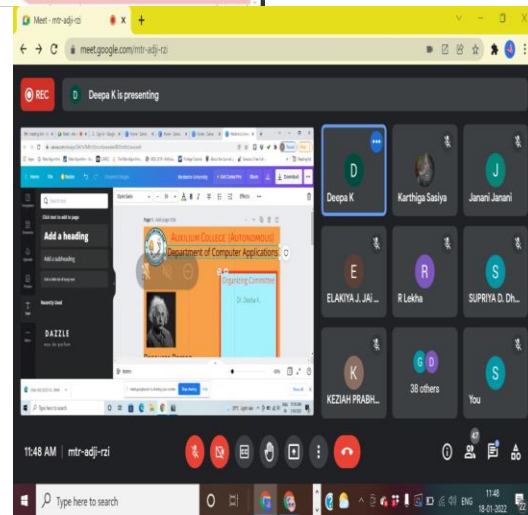
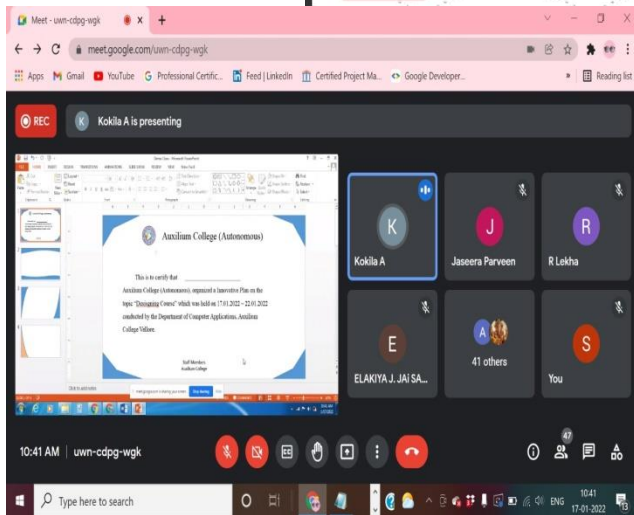


Innovative Plan

Programme: Course on Digital Designing and Live Streaming

Date: 17.01.2022 to 20.01.2022



The topics of the Course Programme are as follow:

- Certificate Creation & Autocrat Tool
- Canva
- Corel Draw
- Youtube Live Streaming

Day 1: (17.01.2022)

- Certificate Creation & Autocrat Tool was handled by Ms. Kokila A., Assistant Professor, Department of computer Applications (Shift II).
- She demonstrated the Design Process of Certificate Creation by using Shapes tool and Edit Points. A new tool of “Autocrat” was taught to send the certificates automatically to the participants by filling the Google Feedback Form. It was very interesting and she explained about various design process of creation. She encouraged our students to create and find out their own design process of certificate creation

DAY 2 (18.01.2022)

- Canva session was handled by Dr. Deeba. She taught about “Canva” and its usage. Students were taught to design a basic brochure. Tips, tricks and do’s in designing a brochure was also taught. In the end of the session the students were asked to design a brochure out of the instincts gained and the students did so well.

Day 3 (19.01.2022)

Logo Creation using CorelDraw11 software was handled by Ms.Vijayabharathi R Assistant Professor, Department of Computer Applications (Shift II).She demonstrated the Design Process of LOGO Creation by using CorelDraw 11 software. It was very interesting and she explained about various design process of creation. She encouraged our students to create their own Logo Design process.

Day 4 (20.01.2022)

- YouTube live streaming was demonstrated by Ms. Anbu Selvi Remitta A , Assistant Professor Department of Computer Applications. With the help of a professional live streaming platform, students hosted live stream events. Students can also become an entrepreneur. It is a great way to widen business or organization’s reach.